

**Sec. 16**

**SPONGE RUBBER WEATHERSTRIPS**

ACTUAL SIZE ILLUSTRATIONS -EPDM CLOSED CELL

Light Weight -Weather Resistant



**4675** UNIT PACKAGE: 50 Ft.  
**16390** UNIT PACKAGE: 15 Ft.

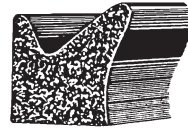
Door Flange Weatherstrip  
GM, Ford & Chrysler  
Cars & Trucks



**4731**

Door Flange Weatherstrip  
GM 1954-53  
Universal

UNIT PACKAGE: 50 Ft.



**4744** UNIT PACKAGE: 50 Ft.  
**16391** UNIT PACKAGE: 15 Ft.

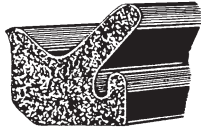
Door Flange Weatherstrip  
GM: 1955-On



**4707**


Door Flange Weatherstrip  
Chrysler 1954-50  
Ford 1958-50

UNIT PACKAGE: 50 Ft.



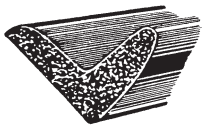
**4745** UNIT PACKAGE: 50 Ft.  
**16392** UNIT PACKAGE: 15 Ft.

Door Flange Weatherstrip  
Ford 1955-On



**4746** UNIT PACKAGE: 50 Ft.  
**16393** UNIT PACKAGE: 15 Ft.

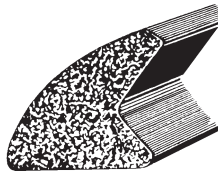
Door Flange Weatherstrip  
Chrysler 1958-On



**4747**

Door Inner Belt Weatherstrip  
All Cars 1970-55


UNIT PACKAGE: 50 Ft.



**4742**


Trunk & Lid Weatherstrip  
GM 1959-On  
Ford 1949-On  
Studebaker 1967-55

UNIT PACKAGE: 50 Ft.




**16890** UNIT PACKAGE: 25 Ft.  
**16891** UNIT PACKAGE: 50 Ft.

Door Flange Weatherstrip  
Ford 1956-53




**4703** UNIT PACKAGE: 50 Ft.  
**16395** UNIT PACKAGE: 15 Ft.

Trunk & Rear Deck Gutter  
Weatherstrip  
GM



**4749** UNIT PACKAGE: 50 Ft.  
**16394** UNIT PACKAGE: 15 Ft.

Deck Lid Weatherstrip  
GM 1956-On



**16892**

Roof Rail Weatherstrip  
GM 1977-68

UNIT PACKAGE: 25 Ft.

